

BUSINESS DEVELOPMENT / APPLICATIONS
MIS 316


Using Horizon.UNCW.edu to complete your MIS 316 projects

Based on feedback from early adopters, those with MAC's are definitely having trouble using Visual Studio on their machine. Following is another option. I appreciate your feedback and will continue to update 'guides' based on your feedback.


In addition, those working on their own machines are going to experience VPN issues as I have been told that UNCW has a limited number of concurrent CISCO VPN licenses, so using a Horizon might be a better option.

I tested Horizon.uncw.edu and it gave me access your all the files on MISCapstone. Here are some guidelines to work from home but have access to your files.

1. Bring up a browser and type <https://horizon.uncw.edu>



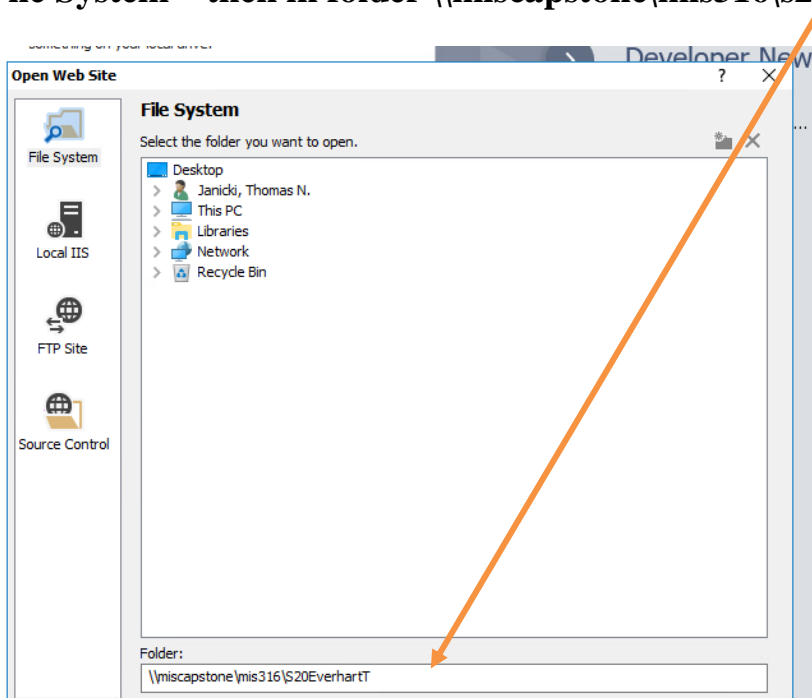
2. Use the HMTL access to potential avoid direct VPN problems
3. Enter your UNCW email and password on the next screen



4. Select Visual Studio 2017
5. Be patience, mine took about 5 minutes to set up the first time on a Sunday morning, so it might be slower later at different times. It was faster on re-attaching.
6. Just like in the classroom it will want to build a profile, use your UNCW email (full email with the @uncw.edu) and follow the prompts, then select the work/school account.
7. Once Visual Studio load, we will make a change to open our project,

FILE – OPEN – WEBSITE (Different)

Click File System – then in folder \\miscapstone\mis316\s20xxxx



8. Your solution from MIS 316 should open and you should be able to make any changes.